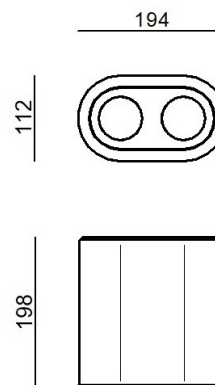
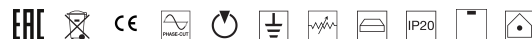


Ceiling Downlights | 198-264 V  
1 arrayLED 18 W DC - 20 W AC | CRI 90  
**CZ155DBBMWF**



Technical data	
Designer	Gae Aulenti
Construction year	2026
Type	Ceiling Downlights
Installation position	Ceiling
Installation environment	Indoor
Light Source	LED
Circuit structure	arrayLED
Optics	Wide Flood
Light emission direction	downward
Nominal power	18 W DC
Total Power	20 W
Source lumens	1935 lm
Nominal input voltage	220 - 240 V AC
Input voltage range	198 - 264 V AC
Frequency	50 - 60 Hz
CCT / Tone	2700 K
Colour rendering index	90 Ra
C.C. / C.V.	AC
Safety class	1
IP	IP20
Glow wire test	650°
Direct mounting on normally flammable surfaces	Yes
CE	Yes
Driver included	Driver
Dimmable article	Phase cut
Directional	No
Tilting	No
Walk-over	No
Drive-over	No
Cable included	No
Resin potting	No
Type of light emission	Single emission
Electrostatic discharge protection	No
Surge protection	No

Finishing Finishing casing	
Material	Aluminium
Colour	Text black (R9005)
Processing	Coating
Finishing Finishing diffuser	
Material	PMMA
Colour	Transparent
Finishing Finishing mounting frame	
Material	Aluminium
Colour	Text black (R9005)
Processing	Coating

Ceiling Downlights | 198-264 V | 1 arrayLED 18 W DC - 20 W AC | CRI 90 | Base **CZ155DBBMWF**

Single emission ceiling downlights for indoor application. The super warm white LED light source with a wide flood light distribution is composed of 2 topped LEDs with CCT of 2700 K and a CRI 90; the source luminous flux is 1935 lm, with a 107.5 lm/W nominal luminous efficacy.

The device body is made of aluminium and features a text black (r9005) finish, processed by means of coating; the diffuser is made of pmma; the mounting frame is made of aluminium, with a text black (r9005) finish, processed by means of coating.

The ingress protection degree is IP20;

The total absorbed power is 20 W

The device features protection class I and can be ceiling-mounted.

Compliant with the EN 60598-1 standard and its specific provisions.

**Energy efficiency class**

This product contains a light source of energy efficiency class F.

**Illuminotechnical Features**

Light Output Ratio (LOR)	94 %
Source lumens	1935 lm
Delivered lumens	1822 lm
Consumption	20 W
Luminaire efficacy	91 lm/W
Colour temperature	2700 K
Standard Deviation of Colour Matching	3 Step MacAdam
Colour rendering index	90 Ra
Junction temperature (lighting fixture)	80
Standard Operating Ambient Temperature	25°C

**LED Life / Failure Ratio**

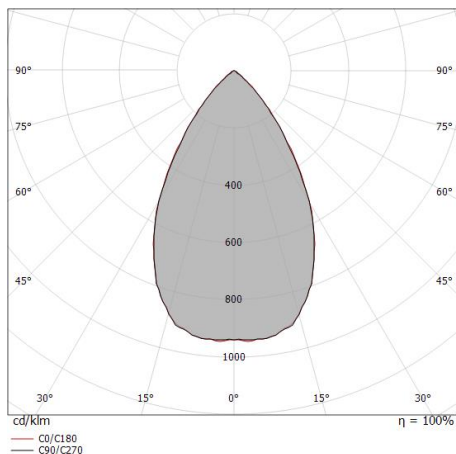
L80 B20 C0 80000h

**UGR**

UGR axial	16.7
UGR transversal	16.9
X=4H   Y=8H	S=0.25H
Reflection factor	70/50/20

**OPTICAL**

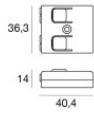
C0/C180 optics	63°
Light distribution simmetry	Symmetrical



Distance [m]	Cone diameter [m]	Illuminance [lx]
0.5	0.61	E(0°) 6849 E(C0) 2156
1.0	1.22	E(0°) 1712 E(C0) 539
1.5	1.83	E(0°) 761 E(C0) 240
2.0	2.44	E(0°) 428 E(C0) 135
2.5	3.05	E(0°) 274 E(C0) 86
3.0	3.66	E(0°) 190 E(C0) 60

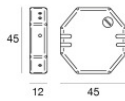
Distance [m] Cone diameter [m] Illuminance [lx]  
 — C0/C180 (Half-peak divergence: 62.8°)

Colonna | Ceiling Downlights | Accessories  
**CZ155DBBMWF**



Dimmer - Phase cut CASAMBI - Essential for dimming the lamp with Casambi  
 Radio-frequenza, 85-240V

**Code**  
KIT0080



Dimmer - Phase cut (Max 100W) - Essential for dimming the lamp  
 220-240V

**Code**  
KIT0026