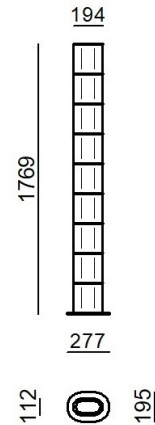



Floor Lamp | 1 topLED 49 W DC 48 V | CRI 90
CZ157FCTMDI



Technical data	
Designer	Gae Aulenti
Construction year	2026
Type	Floor Lamp
Installation position	Floor
Installation environment	Indoor
Light Source	LED
Circuit structure	topLED
Optics	Diffused
Light emission direction	upward
Nominal power	49 W DC
Source lumens	6170 lm
Frequency	50-60 Hz
CCT / Tone	2700 K
Colour rendering index	90 Ra
C.C. / C.V.	DC
Safety class	2
IP	IP20
Glow wire test	850°
Direct mounting on normally flammable surfaces	Yes
CE	Yes
Driver included	No
C.V. - C.C. Converter	Converter 48V included
Dimmable article	PUSH DIM
Directional	No
Tilting	No
Walk-over	No
Drive-over	No
Cable included	Yes
Electric socket	Type C
Cable length	3 m
Resin potting	No
Type of light emission	Single emission
Electrostatic discharge protection	No
Surge protection	No

Finishing Finishing casing

Material	Aluminium
Processing	Coating

Finishing Finishing diffuser

Material	PC
Processing	Satin finishing

Electronics

012000658000
 Push and Simply Dim Controller (1 art.)

Floor Lamp | 1 topLED 49 W DC 48 V | CRI 90 | Base **CZ157FCTMDI**

Single emission floor lamp for indoor application. The super warm white LED light source with a diffused light distribution is composed of 98 topped LEDs with CCT of 2700 K and a CRI 90; the source luminous flux is 6170 lm, with a 125.9 lm/W nominal luminous efficacy.

The device body is made of aluminium, processed by means of coating; the diffuser is made of PC with a satin finishing treatment.

The ingress protection degree is IP20;

The total absorbed power is 49 W The power supply cable is included and features a 3 m length.

The device features protection class II and can be floor-mounted.

Compliant with the EN 60598-1 standard and its specific provisions.

Energy efficiency class

This product contains a light source of energy efficiency class D.

Illuminotechnical Features

Light Output Ratio (LOR)	64 %
Source lumens	6170 lm
Delivered lumens	3971 lm
Consumption	51 W
Luminaire efficacy	77 lm/W
Colour temperature	2700 K
Standard Deviation of Colour Matching	3 Step MacAdam
Colour rendering index	90 Ra
Junction temperature (lighting fixture)	80
Standard Operating Ambient Temperature	25°C

LED Life / Failure Ratio

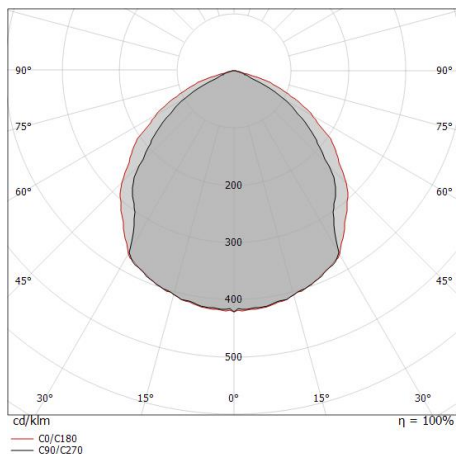
L70 B20 C0 72500h (at Tj 115 Ta 25)

UGR

UGR axial	25.9
UGR transversal	28.5
X=4H Y=8H	S=0.25H
Reflection factor	70/50/20

OPTICAL

C90/C270 optics	94°
C0/C180 optics	109°
Light distribution simmetry	Symmetrical 2 assis



Distance [m]	Cone diameter [m]	illuminance [lx]
0.5	1.07 1.39	E(0°) 6680 E(C90) 1071 E(C0) 665
1.0	2.14 2.78	E(0°) 1670 E(C90) 268 E(C0) 166
1.5	3.21 4.17	E(0°) 742 E(C90) 119 E(C0) 74
2.0	4.27 5.57	E(0°) 417 E(C90) 67 E(C0) 42
2.5	5.34 6.96	E(0°) 267 E(C90) 43 E(C0) 27
3.0	6.41 8.35	E(0°) 186 E(C90) 30 E(C0) 18

— C0/C180 (Half-peak divergence: 108.6°)
— C90/C270 (Half-peak divergence: 93.8°)